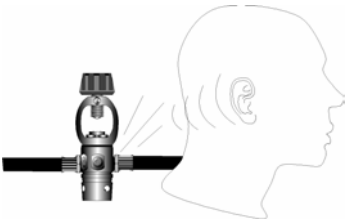
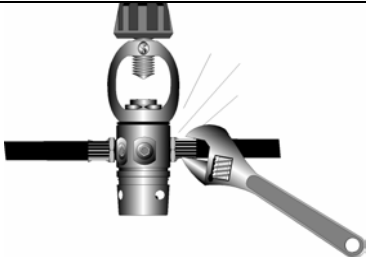
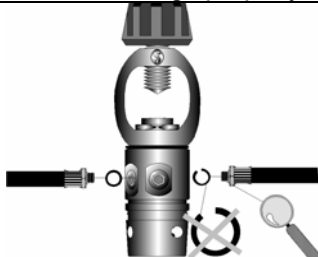

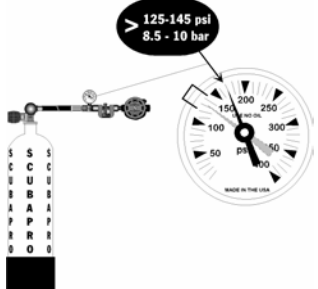
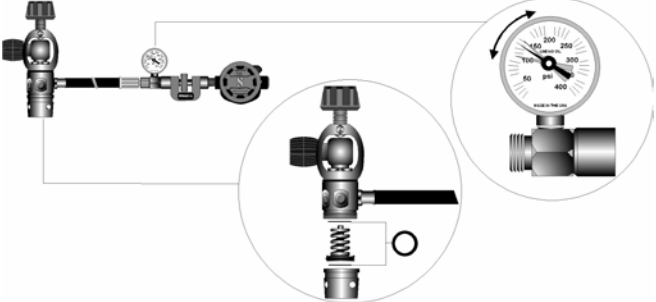


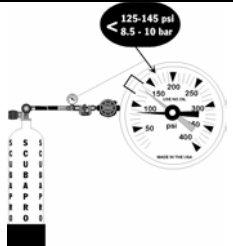
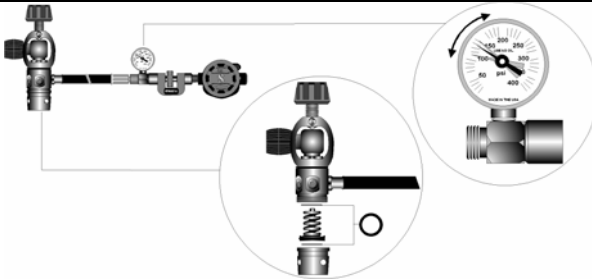






## SCUBAPRO MK 2 PLUS First Stage *Trouble Shooting Guide*

Symptom	Correction		Tools Needed	
Audible leak from ports or plugs 	Tighten ports and plugs 	Replace damaged o'rings Seat all o'rings properly 	Adjustable wrench 	
High IP (3000 psi supply) 	Adjust the number of shims (remove) 		Universal Tool 	Pneumatic adjusting tool 
Low IP (3000 psi supply) 	Adjust the number of shims (add) 		Universal Tool 	Pneumatic adjusting tool 



## SCUBAPRO MK 2 PLUS First Stage Trouble Shooting Guide

Symptom	Correction	Tools Needed	
Low IP (300 psi supply)	Replace spring or shim	Pneumatic adjusting tool	Universal Tool
Initial IP creep on gauge	New seat: Cycle regulator 20 – 25 times	Pneumatic adjustment tool	
Continuous IP creep on gauge	Replace seat	Replace Body	Various