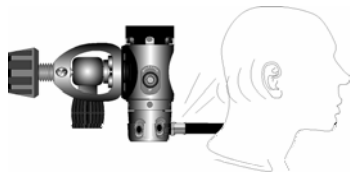
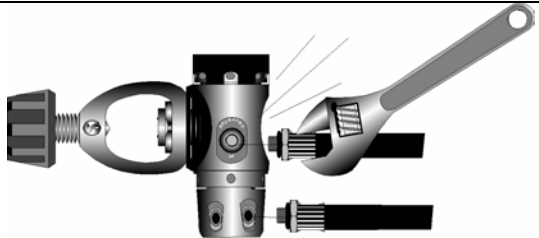
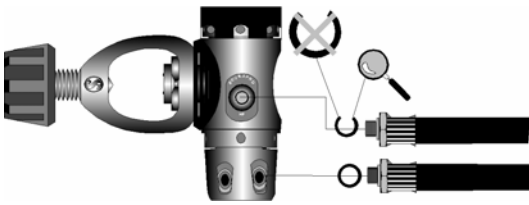

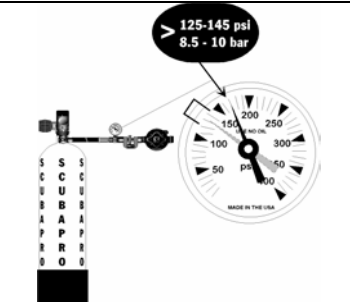
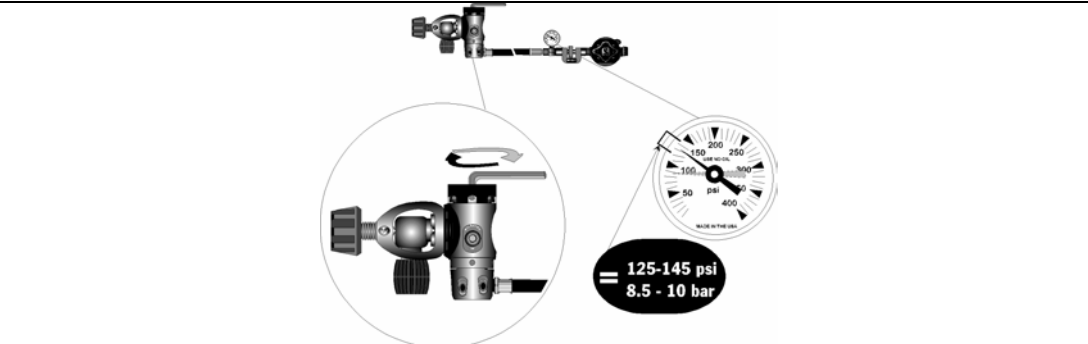


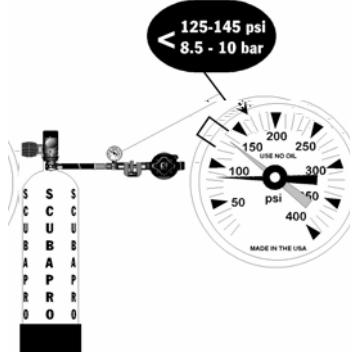
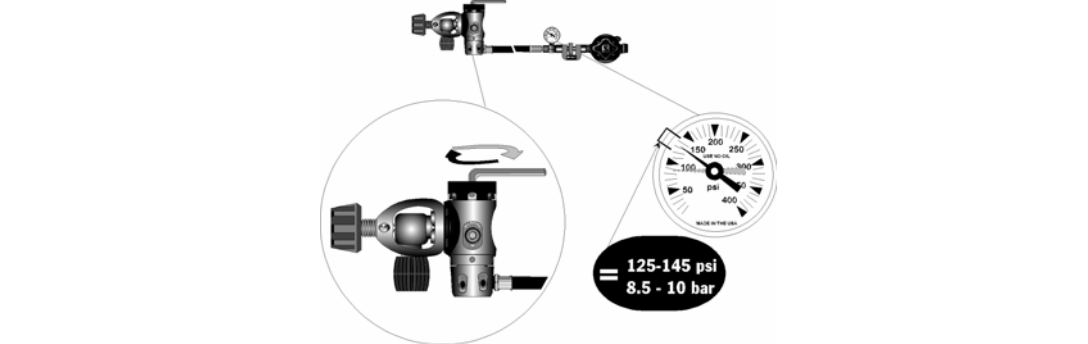






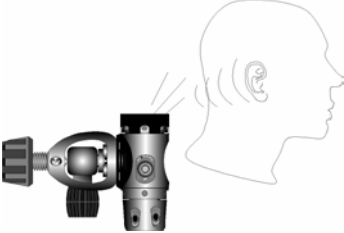
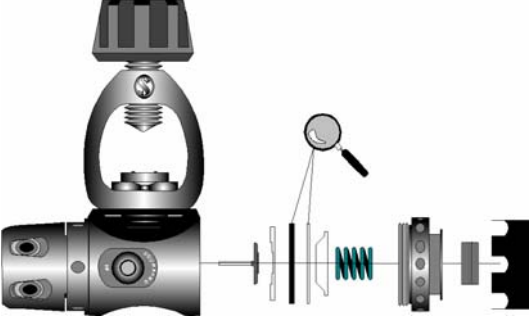
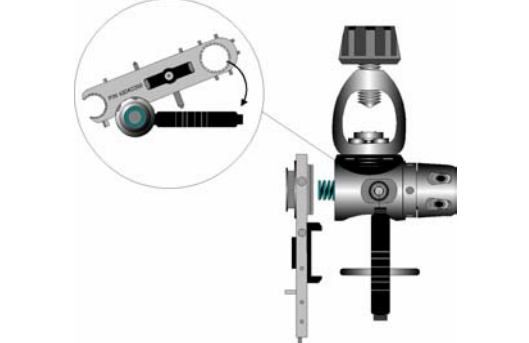
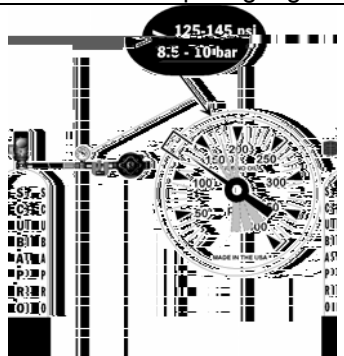
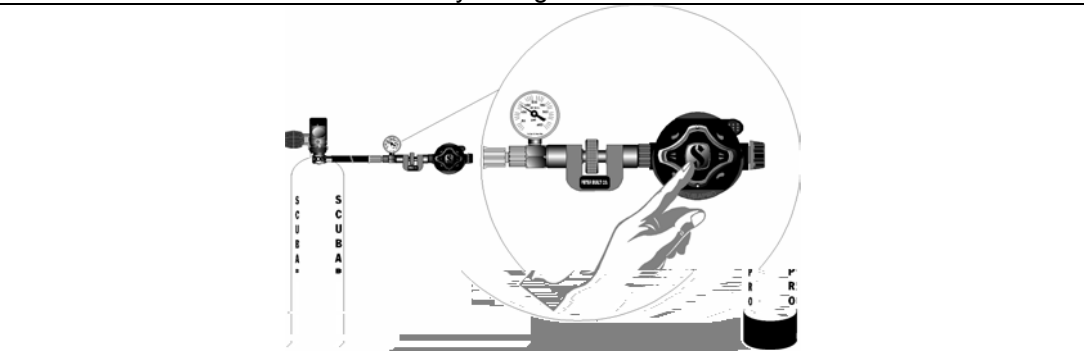

SCUBAPRO MK 18 First Stage

Trouble Shooting Guide

Symptom	Correction		Tools Needed	
<p>Audible leak from ports or plugs</p> 	<p>Tighten hoses, ports and plugs</p> 	<p>Replace damaged o-rings Seat all o-rings properly</p> 	<p>Adjustable wrench</p> 	
<p>High IP (3000 psi supply)</p> 	<p>Adjust IP down (counterclockwise)</p> 		<p>6 mm hex wrench</p> 	<p>Pneumatic adjusting tool</p> 
<p>Low IP (3000 psi supply)</p> 	<p>Adjust IP up (clockwise)</p> 		<p>6 mm hex wrench</p> 	<p>Pneumatic adjusting tool</p> 

SCUBAPRO MK 18 First Stage

Trouble Shooting Guide

Symptom	Correction		Tools Needed	
Audible leak from end cap	Inspect diaphragm and retaining washer. Replace if needed.	Tighten end cap while holding unit with field handle		
				
Initial IP creep on gauge	New seat: Cycle regulator 20 – 25 times		Pneumatic adjustment tool	
				
Continuous IP creep on gauge	Replace seat or o-rings	Replace body	Various	
